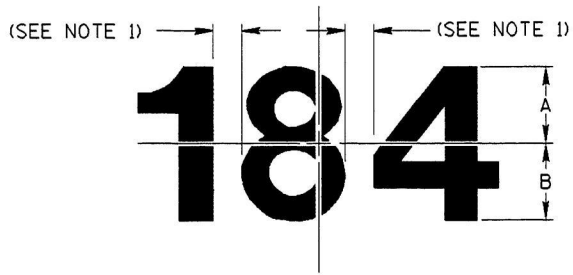


ROUTE MARKER NO.	NUMERAL HEIGHT	NUMERAL SERIES	DIMENSION	
			A	B
M1-1 (24")	12"	"D" *	5½"	6½"
M1-1A (36")	18"	"D" *	8¼"	9¾"

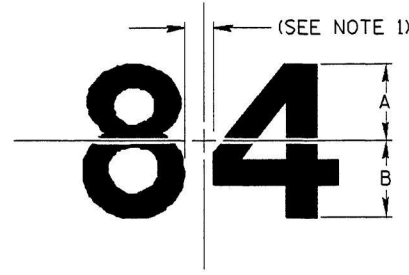
\* EXCEPT FOR NUMERAL "84" WHICH SHALL BE NUMERAL SERIES "C".

## INTERSTATE SHIELD (2 DIGIT)



ROUTE MARKER NO.	NUMERAL HEIGHT	NUMERAL SERIES	DIMENSION	
			A	B
M1-1 (24")	12"	"B"	5½"	6½"
M1-1A (36")	18"	"B"	8¼"	9¾"

## INTERSTATE SHIELD (3 DIGIT)

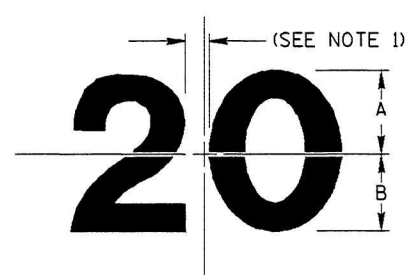


ROUTE MARKER NO.	NUMERAL HEIGHT	NUMERAL SERIES	DIMENSION	
			A	B
M1-2 (24")	10"	"D"	4"	6"
M1-2A (36")	15"	"D"	6"	9"

## BUSINESS LOOP MARKER

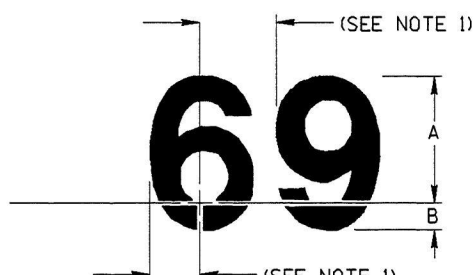
### NOTES:

1. USE "STANDARD ALPHABET FOR HIGHWAY SIGNS" FOR SPACING BETWEEN NUMERALS. ALL NUMERALS ARE TO BE PLACED OPTICALLY ABOUT VERTICAL CENTERLINE.
2. NUMERALS ARE USED WITH MATCHING ROUTE MARKERS SHOWN ON STANDARD DRAWING I-11-A.
3. 15" NUMERAL HEIGHT IS NOT FOUND IN THE PUBLICATION "STANDARD ALPHABET FOR HIGHWAY SIGNS". THE WIDTH AND SPACING BETWEEN THE NUMERALS SHALL BE THE AVERAGE OF THE SPACING FOR 12" AND FOR 18" NUMERAL HEIGHT.



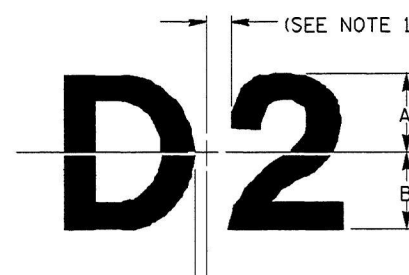
ROUTE MARKER NO.	NUMERAL HEIGHT	NUMERAL SERIES	DIMENSION	
			A	B
M1-4, M1-5(24")	12"	"D"	6½"	5½"
M1-4A, M1-5A(36")	18"	"D"	9¾"	8¼"

## US ROUTE MARKER



ROUTE MARKER NO.	NUMERAL HEIGHT	NUMERAL SERIES	DIMENSION	
			A	B
M1-7, M1-8(24")	10"	"C"	8⅞"	1⅞"
M1-7A, M1-8A(36")	15"	"C"	13½"	1½"

## STATE ROUTE MARKER



ROUTE MARKER NO.	NUMERAL HEIGHT	NUMERAL SERIES	DIMENSION	
			A	B
M1-6 (24")	8"	"C"	3"	5"
M1-6A (36")	12"	"C"	4"	8"

## COUNTY ROUTE MARKER

REVISIONS									
NO.	DATE	BY	NO.	DATE	BY	NO.	DATE	BY	NO.
1	08-96	HEB							
2	12-01	NQB							

SCALES SHOWN ARE FOR 17" X 11" PRINTS ONLY  
CADD FILE NAME: I11b1201.s+  
DRAWING ORIG. DATE: DECEMBER, 1993

IDAHO  
TRANSPORTATION  
DEPARTMENT

BOISE, IDAHO

Steven C. Hutchinson  
ASSISTANT CHIEF ENGINEER (DEVELOPMENT)

Chief Engineer

STANDARD DRAWING

ROUTE MARKER  
NUMERAL DETAILS

REQUIRES STD. DWG. I-11-A

FORM CATALOG NUMBER
STANDARD DRAWING NO. I-11-B
SHEET 1 OF 1

